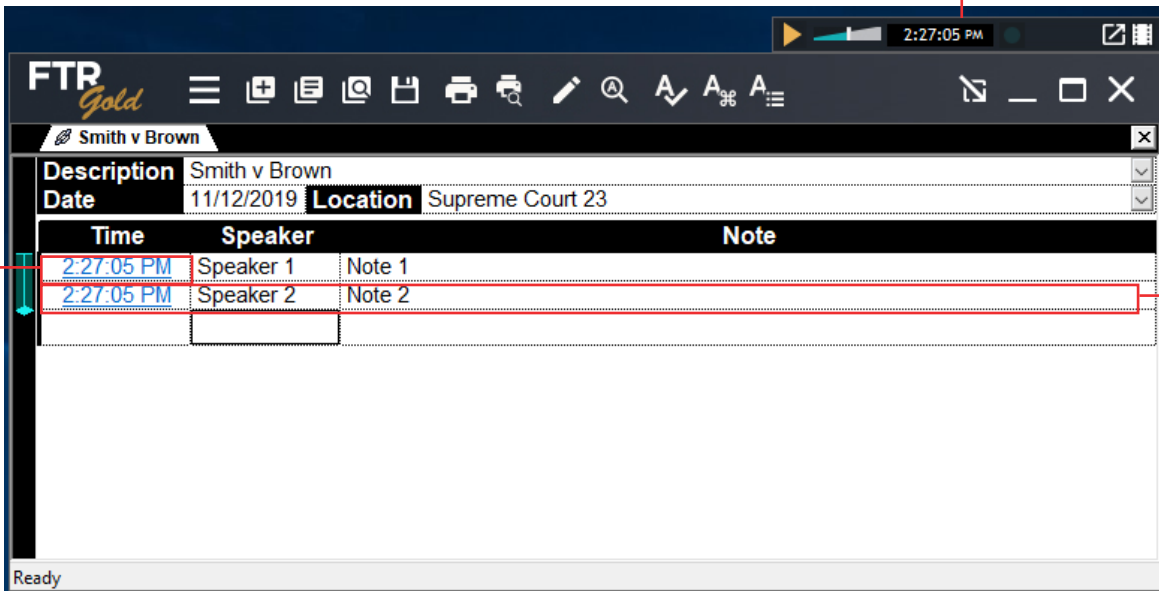
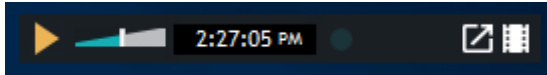


Playback Controls

Player - Compact View

Can be docked to the top of the Log Notes window.



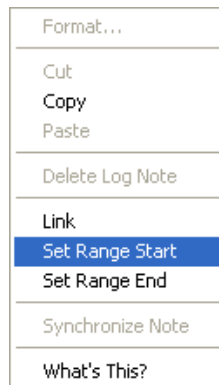
Timestamps



Click a timestamp to open the recording in the Player.

The current play time in the Player is set to the clicked timestamp.


Shortcut Menu



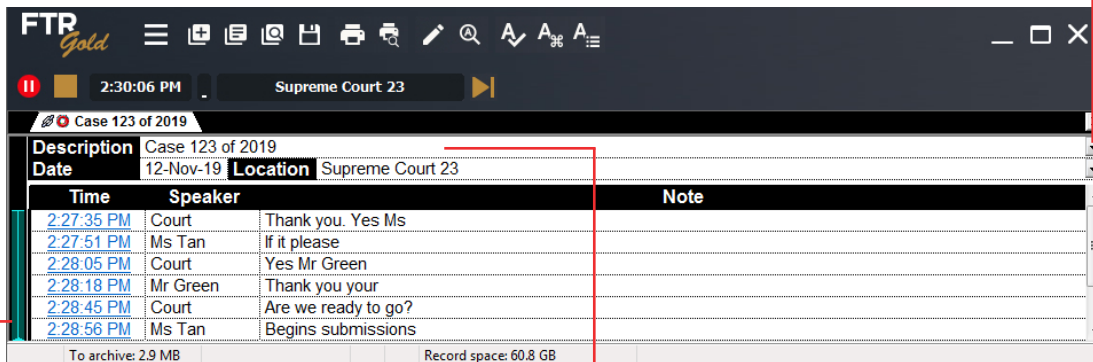
Right-click a log note to use the shortcut menu.

Set the range start and/or range end times in the Player.

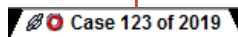
Log Sheet Controls



Click to access the complete description



First line of the Description field. If empty, shows the Location Name.



Range Bar

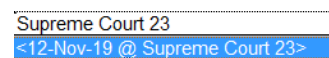
Range Start Marker: Represents the Audio Range start time as defined in FTR Player™.

Current Log Note Marker: Indicates the last log note relevant to the current play time. As the content continues to play the marker moves to show the corresponding log note.

Range End Marker: Represents the Audio Range end time as defined in FTR Player™.

Location Name

You can choose a location from the list



The location name shown in < > indicates an association with the recording currently open in the player.